

MEGHNA PETROLEUM LIMITED

**Statement of Financial Position
As at 31 December 2018**






	31 December 2018 Taka	30 June 2018 Taka
ASSETS		
Non-Current Assets		
Property, Plant and Equipment	1,274,410,093	1,344,573,030
Capital Work-in-Progress	91,845,741	76,043,662
Goodwill	12,462,706	16,616,941
Total Non-Current Assets	1,378,718,540	1,437,233,633
Current Assets		
Short Term Investment (FDR)	11,502,000,000	13,918,455,549
Inventories	15,774,622,678	13,818,103,299
Trade and Other Receivables	43,098,770,970	39,938,770,970
Advances, Deposits and Pre-Payments	2,283,723,745	1,813,478,320
Cash and cash equivalents	27,257,257,388	29,897,925,691
Total Current Assets	99,916,374,781	99,386,733,829
TOTAL ASSETS	101,295,093,321	100,823,967,462
EQUITY AND LIABILITIES		
Equity		
Share Capital	1,082,161,080	1,082,161,080
Share Money Deposit	49,536,510	49,536,510
General Reserve	7,505,000,048	7,505,000,048
Retained Earnings	5,353,489,083	3,662,446,392
Equity attributable to owners of the Company	13,990,186,721	12,299,144,030
Non-Current Liabilities		
Defined Benefit Obligations -Gratuity	110,651,076	70,651,076
Deferred Tax Liabilities	48,298,167	27,716,018
Long Term Borrowing	74,304,766	74,304,766
Total Non-Current Liabilities	233,254,009	172,671,860
Current Liabilities		
Creditors & Accruals	85,021,758,491	86,991,374,816
Provision for WPPF and Welfare Fund	366,028,755	245,914,731
Unclaimed Dividend	70,797,623	72,335,916
Income Tax Payable	1,613,067,723	1,042,526,109
Total Current Liabilities	87,071,652,591	88,352,151,572
Total Liabilities	87,304,906,600	88,524,823,432
TOTAL EQUITY AND LIABILITIES	101,295,093,321	100,823,967,462
Net Asset Value (NAV) Per Share -(Basic)	128.82	113.20






 Company Secretary General Manager (A&F) Managing Director Director Chairman

MEGHNA PETROLEUM LIMITED				
Statement of Changes in Equity				
For the Half Year ended 31 December, 2018				
(Provisional and Unaudited)				
Amount in Taka				
Particulars	Share Capital	General Reserve	Retained Earnings	Total Equity
Balance as on 1st July 2017	1,082,161,080	6,505,000,048	2,248,722,894	9,835,884,022
Cash Dividend Paid During the Year	-	-	(1,190,377,188)	(1,190,377,188)
Transferred to General Reserve	-	1,000,000,000	(1,000,000,000)	-
Net Profit after Tax for the Year 2017-2018	-	-	3,604,100,686	3,604,100,686
Balance as at 30 June 2018	1,082,161,080	7,505,000,048	3,662,446,392	12,249,607,520
Balance as on 1 July 2018	1,082,161,080	7,505,000,048	3,662,446,392	12,249,607,520
Net Profit after Tax for the Half Year ended 31 December, 2018	-	-	1,691,042,691	1,691,042,691
Balance as at 31 December 2018	1,082,161,080	7,505,000,048	5,353,489,083	13,940,650,211






 Company Secretary General Manager (A&F) Managing Director Director Chairman

MEGHNA PETROLEUM LIMITED
Statement of Profit or Loss and Other Comprehensive Income

For the Half Year ended 31 December, 2018

(Provisional and Unaudited)

Amount in Taka

	July 01, 2018 to Dec. 31, 2018	July 01, 2017 to Dec. 31, 2017	Oct. 01, 2018 to Dec. 31, 2018	Oct. 01, 2017 to Dec. 31, 2017
Gross Earnings on Petroleum Products	1,110,352,612	1,073,610,775	524,576,631	520,008,794
Net Operational Gain / (Loss)	50,145,852	49,737,937	29,925,202	34,129,507
Net Earnings on Petroleum Products	1,160,498,464	1,123,348,712	554,501,833	554,138,301
Other Operating Income	134,378,114	111,287,994	74,861,124	54,222,039
Total Income	1,294,876,578	1,234,636,706	629,362,957	608,360,340
Operating Expenses:				
Administrative, selling and distribution expenses	(605,849,043)	(535,041,582)	(319,812,426)	(275,130,792)
Financial Expenses	(55,713,609)	(31,508,069)	(28,308,245)	(13,437,640)
Interest Payable to BPC	(71,732,062)	(67,005,301)	(33,657,797)	(33,832,360)
	(733,294,714)	(633,554,952)	(381,778,468)	(322,400,792)
Total Operating Profit	561,581,864	601,081,754	247,584,489	285,959,548
Non-operating Income	1,840,698,614	1,213,654,682	916,257,187	596,807,090
Net Profit Before WPP&WF	2,402,280,478	1,814,736,436	1,163,841,676	882,766,638
Contribution to Workers' Profits Participation and Welfare Fund @ 5% on net	(120,114,024)	(90,736,822)	(581,920,084)	(441,383,332)
Net Profit Before Income Tax	2,282,166,454	1,723,999,614	1,105,649,592	838,628,306
Provision for Income tax:				
Current year tax	(570,541,614)	(430,999,904)	(276,412,398)	(209,657,077)
Deferred tax	(20,582,149)	(18,975,146)	(10,802,757)	(8,029,931)
	(591,123,763)	(449,975,050)	(287,215,155)	(217,687,008)
Net Profit After Tax Transferred to Retained Earnings	1,691,042,691	1,274,024,564	818,434,437	620,941,299
Earnings per share (EPS)-Basic	15.63	11.77	7.56	5.74






 Company Secretary General Manager (A&F) Managing Director Director Chairman

MEGHNA PETROLEUM LIMITED






Statement of Cash Flows

For the Half Year ended 31 December, 2018

(Provisional and Unaudited)

Amount in Taka

	July 01, 2018 to December 31, 2018	July 01, 2017 to December 31, 2017
A. Cash Flows from Operating Activities:		
Cash received from Customers	90,469,283,007	84,214,136,191
Cash Received from Operating & Non-Operating income	1,975,076,728	1,324,942,676
Cash Paid to suppliers, Employees and Others	(83,378,930,395)	(82,524,154,251)
Cash Payment for Financial Expenses	(55,713,609)	(31,508,069)
Income tax paid	(55,000,000)	(30,000,000)
Net Cash Generated by Operating Activities	8,954,715,731	2,953,416,547
B. Cash Flows from Investing Activities:		
Capital Expenditure	(91,845,741)	(110,601,452)
Short Term Investments	(11,502,000,000)	(4,520,000,000)
Net Cash Used in Investing Activities	(11,593,845,741)	(4,630,601,452)
C. Cash Flows from Financing Activities:		
Dividend Paid	(1,538,293)	(3,032,661)
Net Cash Used in Financing Activities	(1,538,293)	(3,032,661)
D. Net increase of cash and cash equivalents during the period (A+B+C)		
	(2,640,668,303)	(1,680,217,566)
E. Operating Cash and cash equivalents	29,897,925,691	25,550,831,619
F. Closing Cash and cash equivalents (D+E)	27,257,257,388	23,870,614,053
Net Operating Cash Flow Per Share (NOCFPS) -Basic	82.75	27.29






 Company Secretary General Manager (A&F) Managing Director Director Chairman