


MEGHNA PETROLEUM LIMITED
Statement of Financial Position
As at 30 September 2018

	30 September 2018 Taka	30 June 2018 Taka
ASSETS		
Non Current Assets		
Property, Plant and Equipment	1,309,491,561	1,344,573,030
Capital Work-in-Progress	111,331,258	76,043,662
Goodwill	14,539,823	16,616,941
Total Non-Current Assets	1,435,362,642	1,437,233,633
Current Assets		
Short Term Investments (FDR)	17,588,455,549	13,918,455,549
Inventories	14,208,520,143	13,818,103,299
Trade and Other Receivables	45,313,123,622	39,938,770,970
Advances, Deposits and Pre-Payments	1,868,184,427	1,813,478,320
Cash and cash equivalents	25,586,698,442	29,897,925,691
Total Current Assets	104,564,982,183	99,386,733,829
TOTAL ASSETS	106,000,344,825	100,823,967,462
EQUITY AND LIABILITIES		
Equity		
Share Capital	1,082,161,080	1,082,161,080
Share Money Deposit	49,536,510	49,536,510
General Reserve	7,505,000,048	7,505,000,048
Retained Earnings	4,535,054,647	3,662,446,392
Equity attributable to owners of the Company	13,171,752,285	12,299,144,030
Non-Current Liabilities		
Defined Benefit Obligations - Gratuity	90,651,076	70,651,076
Deferred Tax Liabilities	37,495,410	27,716,018
Long Term Borrowing	74,304,766	74,304,766
Total Non-Current Liabilities	202,451,252	172,671,860
Current Liabilities		
Creditors & Accruals	91,075,168,363	86,991,374,816
Provision for WPPF and Welfare Fund	307,836,671	245,914,731
Unclaimed Dividend	71,658,484	72,335,916
Income Tax Payable	1,171,477,770	1,042,526,109
Total Current Liabilities	92,626,141,289	88,352,151,572
Total Liabilities	92,828,592,540	88,524,823,432
TOTAL EQUITY AND LIABILITIES	106,000,344,825	100,823,967,462
Net Asset Value (NAV) Per Share - (Basic)	121.26	113.20


 Company Secretary General Manager(A&F) Managing Director Director Chairman


MEGHNA PETROLEUM LIMITED
Statement of Comprehensive Income
For the 1st Quarter ended 30 September 2018

	July 01, 2018 to Sept. 30, 2018	July 01, 2017 to Sept. 30, 2017
Gross Earnings on Petroleum Products	585,775,981	553,601,981
Net Operational Gain / (Loss)	20,220,650	15,608,430
Net Earnings on Petroleum Products	605,996,631	569,210,411
Other Operating Income	59,516,990	57,065,955
Total Income	665,513,621	626,276,366
Operating Expenses:		
Administrative, selling and distribution expenses	(286,036,617)	(259,910,790)
Financial Expenses	(27,405,364)	(18,070,429)
Interest Expenses through BPC	(38,074,265)	(33,172,941)
	(351,516,246)	(311,154,160)
Total Operating Profit	313,997,375	315,122,206
Non-Operating Income	924,441,427	616,847,592
Net Profit Before WPP&WF	1,238,438,802	931,969,798
Contribution to Workers' Profits Participation and Welfare Fund @5% on net profit	(61,921,940)	(46,598,490)
Net Profit Before Income Tax	1,176,516,862	885,371,308
Income tax (expenses)/ benefits:		
Current tax	(294,129,215)	(221,342,827)
Deferred tax	(9,779,392)	(10,945,215)
	(303,908,607)	(232,288,042)
Net Profit After Tax Transferred to Retained Earnings	872,608,255	653,083,266
Other Comprehensive Income	-	-
Total Comprehensive Income	872,608,255	653,083,266
Earnings per share (EPS) - Basic	8.06	6.03
Computed on 108,216,108 Shares		


 Company Secretary General Manager(A&F) Managing Director Director Chairman


MEGHNA PETROLEUM LIMITED
Statement of Changes in Equity
For the 1st Quarter ended 30 September 2018

Particulars	Amount in Taka			
	Share Capital	General Reserve	Retained Earnings	Total Equity
Balance as on 1st July 2017	1,082,161,080	6,505,000,048	2,248,722,894	9,835,884,022
Cash Dividend Paid During the Year	-	-	(1,190,377,188)	(1,190,377,188)
Transferred to General Reserve	-	1,000,000,000	(1,000,000,000)	-
Net Profit after Tax for the Year 2017-2018	-	-	3,604,100,686	3,604,100,686
Balance as at 30 June 2018	1,082,161,080	7,505,000,048	3,662,446,392	12,249,607,520
Balance as on 1 July 2018	1,082,161,080	7,505,000,048	3,662,446,392	12,249,607,520
Cash Dividend Paid During the Year	-	-	-	-
Transferred to General Reserve	-	-	-	-
Net Profit after Tax for the 1st Qtr. ended 30 Sept. 2018	-	-	872,608,255	872,608,255
Balance as at 30 September 2018	1,082,161,080	7,505,000,048	4,535,054,647	13,122,215,775


 Company Secretary General Manager(A&F) Managing Director Director Chairman

MEGHNA PETROLEUM LIMITED
Statement of Cash Flows
For the 1st Quarter ended 30 September 2018

	July 01, 2018 to September 30, 2018	July 01, 2017 to September 30, 2017
A. Cash Flows from Operating Activities:		
Cash received from Customers	48,030,344,069	42,042,490,800
Cash Received from Non-Operating income	924,441,427	673,913,547
Cash Paid to suppliers, Employees and Others	(43,444,568,088)	(37,668,224,034)
Cash Paid for Financial Expenses	(65,479,629)	(51,243,370)
Income tax paid	(50,000,000)	(20,000,000)
Net Cash Generated by Operating Activities	5,394,737,779	4,976,936,943
B. Cash Flows from Investing Activities:		
Capital Expenditures	(35,287,596)	(43,520,153)
Short Term Investments	(9,670,000,000)	(4,220,000,000)
Net cash Used in Investing Activities	(9,705,287,596)	(4,263,520,153)
C. Cash Flows from Financing Activities:		
Dividend Paid	(677,432)	(1,542,541)
Net cash Used in Financing Activities	(677,432)	(1,542,541)
D. Net increase of Cash and Cash Equivalents during the period (A+B+C)	(4,311,227,249)	711,874,249
E. Opening Cash and Cash Equivalents	29,897,925,691	25,550,831,619
F. Closing Cash and Cash Equivalents (D+E)	25,586,698,442	26,262,705,868
Net Operating Cash Flow Per Share(NOCFPS) - Basic	49.85	45.99


 Company Secretary General Manager(A&F) Managing Director Director Chairman